

La Graciosa 4-H

Metzler

Making a Judging Board

We would like each project, as a group, to make a judging board for the February 2004 Meeting.

The purpose of judging is for each member (judge) to practice the skill of comparing items and selecting the best ones for the job.

When you make a judging board you need to:





- Pose a statement, which invites the ranking of 4 items to answer it. For example: The best _____ for _____ is:
Make this statement something, which a person can figure out even if they are not enrolled in the project.
- Show 4 items, which are assigned numbers 1,2,3, and 4. Among the four choices offered, make one the best answer, one the worst answer and the two in the middle will not quite be the best answer and not quite be the worst choice either.
- Write the correct placing or order of items on the back of the judging board and your names in an inconspicuous place.

A leader, a member, or a group of members should be prepared to give the correct placing, and the reasons why the class was placed the way it was.

Remember, the task for each member during the judging contest will be to decide which item is the best, which is second, which is third, and which is in last place.

The participants will use a judging card to write down the combination of numbers that represents his or her placing of the class.

The best mixer for cake is

| | | |
|--------|---|---|
| Sample | 1 Hand mixer | 2 Standard |
| |  |  |
| | 3 Spoon | 4 Whip |
| |  |  |

Answers on the back = 2, 1, 3, 4
names on the back